



carepath

Empowering public authorities and professionals
towards trauma-informed leaving care support

ONLINE TRAINING WORKSHOPS

WP3 / A3.6 / D3.6.1



Co-funded by the European Union's
Rights, Equality and Citizenship
Programme (2014-2020)





Project information

Project acronym: CarePath
Project title: Empowering public authorities and professionals towards trauma-informed leaving care support
Agreement number: 785698
EU programme: Rights, Equality and Citizenship Programme (2014-2020)
Project website: carepath-project.eu

Prepared by

Name: Luca Rollè
Authoring partner: UNITO
Position: Responsible for D 3.6.1
Submission date: 02/10/2020
1st revision date: 15/10/2020

Approved on behalf of CarePath

Name: Alberto Zucconi
Partner: IACP
Position: Designated QA Reviewer
Approval date: 24/10/2020

©CarePath – Empowering public authorities and professionals towards trauma-informed leaving care support, 2019

Disclaimer:

This report was funded by the European Union's Rights, Equality and Citizenship Programme (2014-2020). The content of the report represents the views of the author only and is his/her sole responsibility. The European Commission does not accept any responsibility for use that may be made of the information it contains.



Contents

Online Training Workshop.....	4
Introduction and purpose of the document.....	4
Objectives, structure and contents of our MOOC.....	6
Some data from the MOOCs' participants.....	6
Hungarian version:.....	13
CarePath YouTube analytics.....	15
Conclusion.....	16

List of figures

Figure 1 CarePath MOOCs in figures.....	7
Figure 2 CarePath Participants - Country View	11
Figure 3 Previous experience.....	12
Figure 4 Traffic from 1/1/2020 to 30/11/2020.....	15
Figure 5 Views per device type	15
Figure 6 to 10 video lectures per WatchTime	16



Online Training Workshop

Introduction and purpose of the document

This document has been developed as part of the CAREPATH Project “Empowering public authorities and professionals towards trauma-informed leaving care support” and the aims to focus on the participants in the different MOOCs by reporting, in an anonymous way, some data collected at registration and during the course.

Below are some screenshots of the personal page available on each MOOC and which the participant could complete once enrolled in the course. Completing this form was not mandatory, but at the discretion of the participant.

Account Settings

[Account Information](#) [Linked Accounts](#) [Order History](#)

Basic Account Information
These settings include basic information about your account.

Username The name that identifies you on Carepath MOOC. You cannot change your username.

L_Rolle

Full Name The name that is used for ID verification and that appears on your certificates.

Email Address (Sign In) You receive messages from Carepath MOOC and course teams at this address.

Password Check your email account for instructions to reset your password.

[Reset Your Password](#)

Language The language used throughout this site. This site is currently available in a limited number of languages. Changing the value of this field will cause the page to refresh.



Language

The language used throughout this site. This site is currently available in a limited number of languages. Changing the value of this field will cause the page to refresh.

Country or Region of Residence

The country or region where you live.

Time Zone

Select the time zone for displaying course dates. If you do not specify a time zone, course dates, including assignment deadlines, will be displayed in your browser's local time zone.

Additional Information

Education Completed

Gender

Year of Birth

Preferred Language

Social Media Links

Optionally, link your personal accounts to the social media icons on your edX profile.

Twitter Link

Enter your Twitter username or the URL to your Twitter page. Delete the URL to remove the link.

Facebook Link

Enter your Facebook username or the URL to your Facebook page. Delete the URL to remove the link.

LinkedIn Link

Enter your LinkedIn username or the URL to your LinkedIn page. Delete the URL to remove the link.



Objectives, structure and contents of our MOOC

As we wrote in the Train the Trainer Manual “within the framework of the activities planned in the “Care Path Project” the prerogative is to provide training on the fundamental principles that characterize this field, paying particular attention to the psychological, juridical/legal and scientific research dimensions. In particular, the training course is offered to all those working in this area of interest, but not only, and also to whom have various skills and competences. It takes into account the fact that they may have responsibilities and areas of action that vary according to the role and from country to country. Therefore, in the training course particular attention is paid to the fact that responsibilities and areas of interventions are regulated by different laws, regulations, codes of ethics of the various professions and associations and in accordance with internal regulations and treatment philosophies or scientific guidelines implemented by the different organizations. To this end, the modules that compose the course are specifically dedicated to an in-depth analysis of the essential aspects of TIC; they are divided into thematic sections organized in line with a specific and multi-dimensional perspective with a further focus on the political and organizational components involved in the complex TIC model” and then “the course is dedicated to all people interested in deepening the issues related to good practices in interventions focused on trauma dedicated to children who have a history of development made complex by traumatic events.

The training program is developed in several languages: English, Italian, French, Hungarian and Greek; it has an 8-week overall duration: a total of 60 hours of commitment for the participant (8 hours per week)”.

Some data from the MOOCs’ participants

One of the pages available to trainers and instructors are the summary pages on the progress of all participants.

Here is an example of a couple of summary pages for the Italian and Greek MOOCs where you can see the numbers of registered participants, the number of trainers and instructors (the label used is Audit), the start date, the end date and the language in which the MOOC is delivered and whether there are any activities to be carried out for the students.



Course Info Membership Cohorts Student Admin Data Download Email Open Responses

Course Info

Enrollment Information

Number of enrollees (admins, staff, and students) by track

Verified	0
Audit	7
Honor	768
Professional	0
Total	775

Basic Course Information

- Course Name: **CarePath: Trauma-informed leaving care support empowering public authorities and professionals**
- Course Run: **2020**
- Course Number: **CP01-1Tx**
- Organization: **CarePath**
- Course Start Date: **16 gen 2020 22:00 CET**
- Course End Date: **1 nov 2020 21:00 CET**
- Has the course started? **SI**
- Has the course ended? **SI**
- Number of sections: **9**
- Grade Cutoffs: **Pass: 0.6**

Course Info Membership Cohorts Student Admin Data Download Email Open Responses

Course Info

Enrollment Information

Number of enrollees (admins, staff, and students) by track

Verified	0
Audit	2
Honor	224
Professional	0
Total	226

Basic Course Information

- Course Name: **CarePath: Trauma-informed leaving care support empowering public authorities and professionals**
- Course Run: **2020**
- Course Number: **CP01-GRx**
- Organization: **Carepath**
- Course Start Date: **23 gen 2020 22:00 CET**
- Course End Date: **1 nov 2020 21:00 CET**
- Has the course started? **SI**
- Has the course ended? **SI**
- Number of sections: **10**
- Grade Cutoffs: **Pass: 0.6**

The total number of those enrolled in the 5 MOOCs was 1317 of which 18.4% were male and 80.5% female and 1.1% stated other. The mean age is 34.62 years with a standard deviation of 12.211 years (M: 76; m: 21).

The following figure summarises the participation in the CarePath MOOCs.

MOOC	Total number of enrolments	Successful participants	Completion rate	Engaged Participants	Retention rate	Dropout rate
TOTALS	1290	400	31.01%	143	42.09%	57.91%
Admin accounts	27					
Total enrollments	1317					

Figure 1 CarePath MOOCs in figures

Successful participants. Finished all the course activities including Video lectures, Quizzes, and the final assignment. All successful participants were eligible for claiming their certificate through the CAREPATH platform.

Engaged Participants. Engaged in at least on Quiz Activity and Video Lecture but did not manage to finish the course.



Completion rate. The share of the users who successfully finished all MOOC learning activities.

Retention rate. The share of the users that were active.

Dropout rate. The share of participants that did not actively engaged in the MOOC activities.

According to class central, during 2020, the big MOOC providers got bigger launching over 2800 courses, 360 microcredentials/micromasters and 19 online degrees mainly due to the so-called quarantine boost ¹. However, the completion rates in the MOOC world are low lying within **an 8% up to 20%**.

A 2018 Columbia University's Teachers College study on edX and Coursera courses concluded that the certificate-based MOOCs reached a completion rate of **15%** ². Another source shows that completion rates are averaging **15%** with top outliers reaching a **40%**³. A recent study by MIT in 2009 revealed that MOOCs reached a disappointing **drop out rate of 95%** over the last 5 years⁴.

The CAREPATH partnership was aware from the very beginning that the engagement of the learners through an online learning offering (including numerous Quizzes, peer reviews and a project-like assignment) would be a very challenging task. The CarePath MOOC reached a 42.09% retention and in combination with the huge number of enrolments is considered as a strong indicator of success.

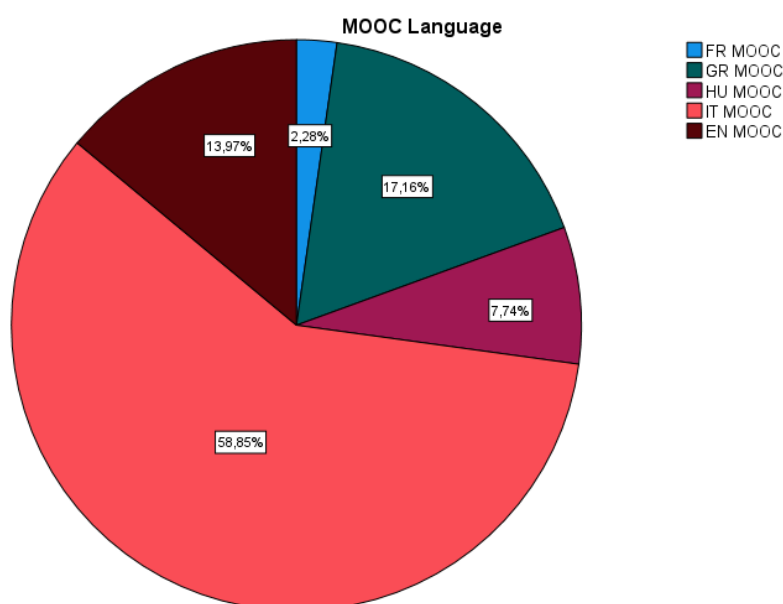
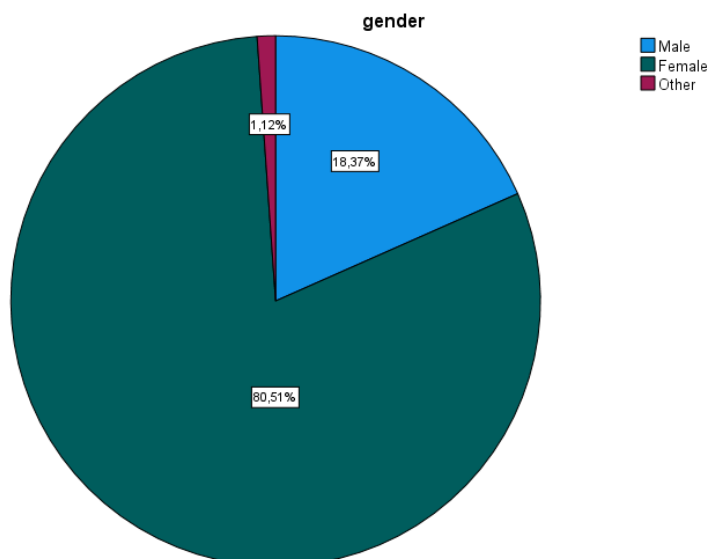
Approximately 59% of the enrolled students attend the MOOC in Italian language as shown in the graphs below.

¹ <https://www.classcentral.com/report/the-second-year-of-the-mooc/>

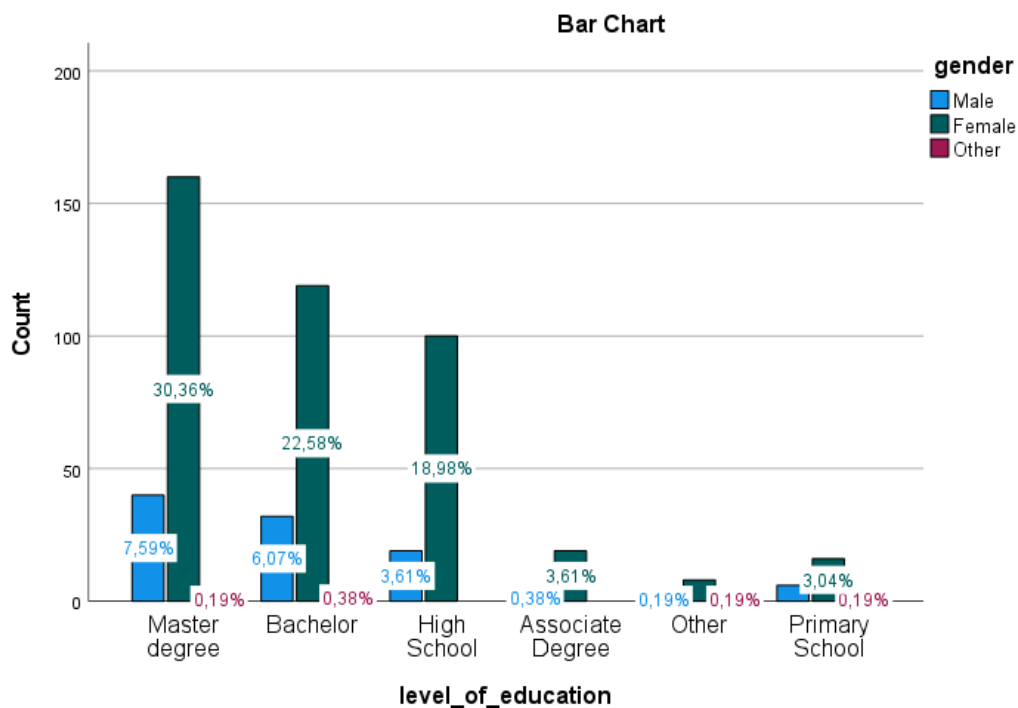
² https://docs.wixstatic.com/ugd/cc7beb_5803e625ebee463ebc6f4796027366f1.pdf

³ <http://www.katyjordan.com/MOOCproject.html>

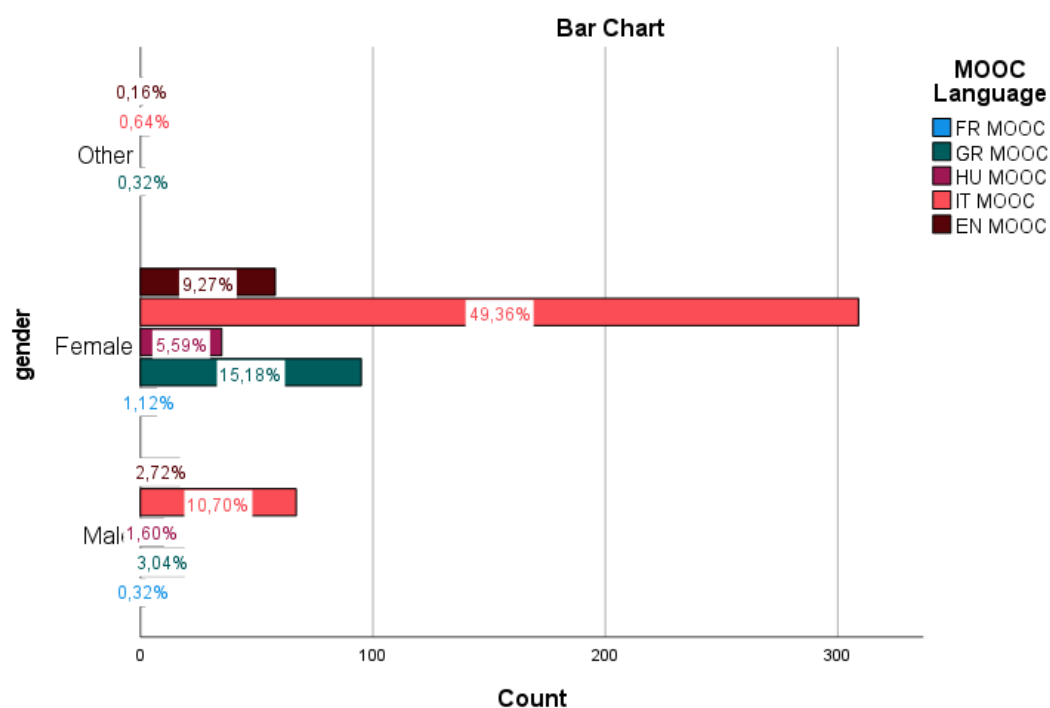
⁴ https://www.researchgate.net/publication/330316898_The_MOOC_pivot



Below is the graph with the different qualifications entered on the personal pages and we can see that the majority of those attending have a Master's Degree and then move on to a Bachelor's Degree and a High School.



Below is a graph showing the percentage number of people enrolled in the different MOOCs by gender.



Below are the minimum, maximum, mean and standard deviation scores obtained at all quizzes, of which there are 11. It is important to highlight that along with the Quizzes a total of 400 assignments have been assessed by the CarePath instructors



while more than 400 peer reviews took place (some participants reviewed more than one peer assignment).

Statistics

	Quiz1	Quiz2	Quiz3	Quiz4	Quiz5	Quiz6	Quiz7	Quiz8	Quiz9	Quiz10	Quiz11
Mean	,9354	,94336	,9862	,9632	,9753	,9828	,9897	,9419	,9431	,96900	,9349
Std. Deviation	,11365	,135446	,07656	,11988	,09534	,08019	,04974	,13616	,13278	,086348	,14589
Minimum	,25	,250	,00	,33	,33	,33	,75	,20	,40	,400	,20
Maximum	1,00	1,000	1,00	1,00	1,00	1,00	1,00	1,00	1,00	1,000	1,00

Another interesting result was that 97 out of 1290 user enrollments in the CAREPATH MOOCs were located in a non-project country as it is depicted in the chart below.

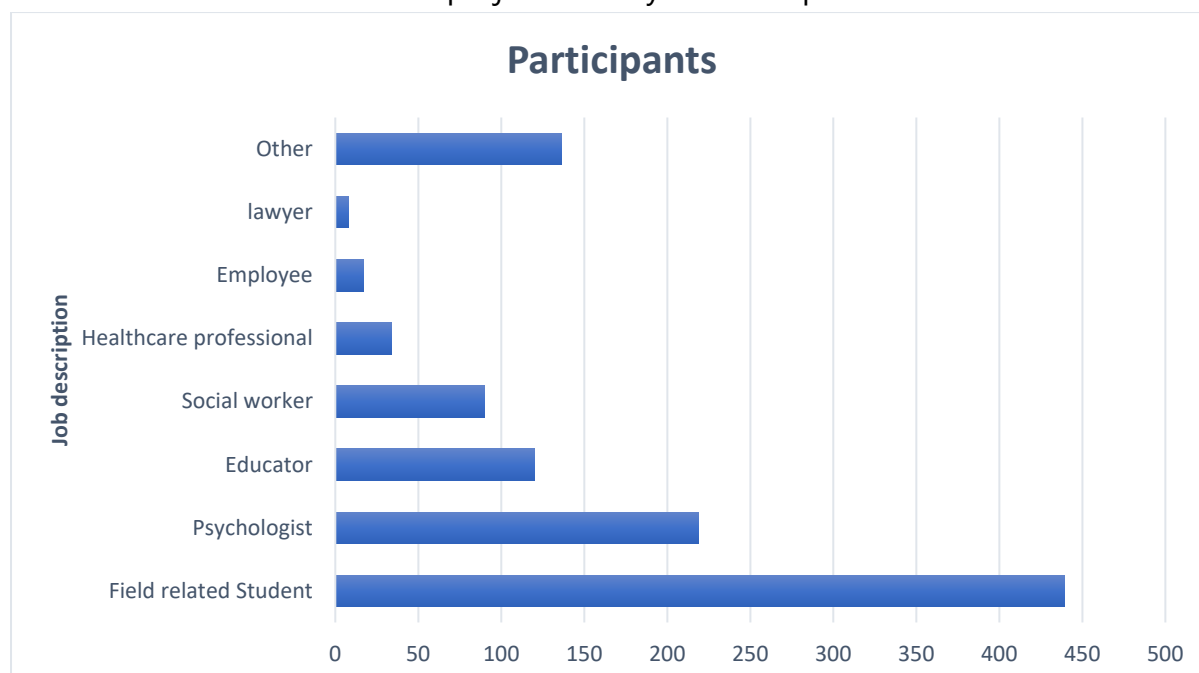


Figure 2 CarePath Participants - Country View

More than 1/3 of the participants had previous working experience in the field. The rest were students mainly coming from Psychology and social working disciplines.

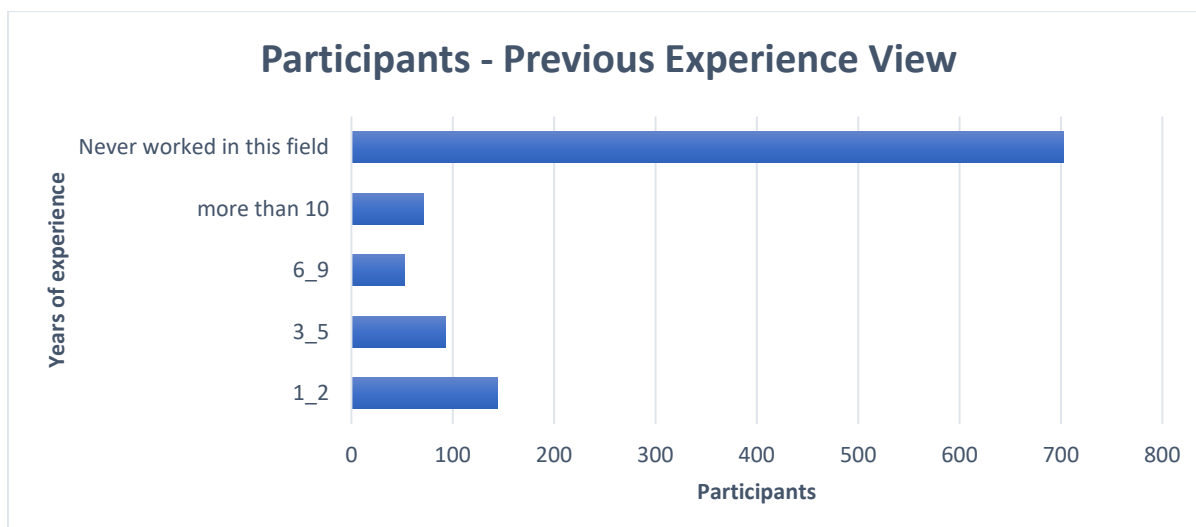


Figure 3 Previous experience

Below are the satisfaction data indicated by the participants in the different MOOCs and which were collected at the end of the training course.

Italian Evaluation:

RESULTS

	0. Per nulla	1	2	3	4. Moltissimo	5. Non lo so
1. I contenuti sono coerenti con gli obiettivi formativi	0%	0%	3%	36%	60%	2%
1. I contenuti della lezione sono esposti in modo comprensibile	0%	0%	5%	33%	60%	2%
1. Il tempo necessario alla fruizione dei materiali è adeguato	0%	1%	3%	29%	65%	1%
1. Quanto ritiene utile i temi approfonditi nella lezione	0%	0%	5%	29%	63%	3%
1. Quanto ritiene applicabile i temi approfonditi nella lezione	0%	1%	9%	40%	46%	4%
1. Sugerirebbe a un amico/collega/conoscente di frequentare questa lezione	1%	1%	7%	25%	63%	3%
1. Come valuterebbe l'esperienza di questa formazione online?	0%	2%	7%	39%	51%	1%
1. Come giudica il livello del corso CarePath?	0%	0%	7%	38%	53%	2%
1. Si definirebbe soddisfatto da un punto di vista tecnico (audiovideo, pdf etc) del corso CarePath?	0%	2%	6%	32%	56%	4%
1. È stato facile utilizzare la piattaforma di formazione online del corso CarePath?	0%	3%	9%	23%	60%	5%

As we can see, most of the respondents stated that they enjoyed the contents of the MOOC very much (score 0 indicates "not at all" while score 4 indicates "very much").



Hungarian version:

KÉRDŐÍV
RESULTS

	0. Not at all	1	2	3	4. Very much	5. I do not know
1. Are the contents consistent with educational aims?	0%	0%	0%	33%	67%	0%
1. Are the contents of the lesson presented in an understandable way?	0%	0%	0%	50%	50%	0%
1. Is there enough time to read, listen and watch the educational materials?	0%	0%	17%	17%	67%	0%
1. How useful do you find the topics explored?	0%	0%	17%	17%	67%	0%
1. How applicable do you think the themes of the lesson are?	0%	17%	0%	50%	33%	0%
1. Would you suggest to a friend/colleague/friend/knower this lesson?	0%	17%	0%	33%	50%	0%
1. How would you assess the experience of this online training?	0%	0%	17%	33%	50%	0%
1. How would you rate the level of the CarePath course?	0%	0%	17%	17%	67%	0%
1. Were the technical aspects (visuals, acoustics, pdfs, etc) of the CarePath course satisfactory?	0%	17%	17%	33%	33%	0%
1. Was the online training platform of the CarePath course user-friendly?	0%	0%	17%	33%	50%	0%

As we can see, most of the respondents stated that they enjoyed the contents of the MOOC much or very much (score 0 indicates "not at all" while score 4 indicates "very much").



Greek Version:

ΕΡΩΤΗΜΑΤΟΛΟΓΙΟ
RESULTS

	0 - Καθόλου	1	2	3	4 - Πολύ	5. Δεν γνωρίζω
1. Είναι το περιεχόμενο σύμφωνο με τους εκπαιδευτικούς στόχους?	0%	0%	6%	18%	76%	0%
1. Παρουσιάζονται τα περιεχόμενα του μαθήματος με τρόπο κατανοητό?	0%	3%	9%	24%	65%	0%
1. Είναι ο χρόνος αρκετός για την παρακολούθηση του υλικού στο σύνολό του?	6%	6%	3%	6%	79%	0%
1. Πόσο χρήσιμη είναι η θεματολογία?	0%	0%	3%	24%	74%	0%
1. Είναι εφαρμόσιμα τα θέματα του μαθήματος?	0%	0%	3%	47%	50%	0%
1. Θα προτείνατε το μάθημα σε έναν γνωστό/φίλο/συνάδελφο αυτό το μάθημα?	0%	0%	6%	18%	76%	0%
1. Πως αξιολογείτε την εμπειρία της online κατάρτισης?	3%	0%	0%	24%	74%	0%
1. Πως αξιολογείτε το επίπεδο του μαθήματος CarePath?	0%	0%	6%	24%	71%	0%
1. Τα τεχνικά χαρακτηριστικά (εικόνα, ήχος, συνημμένα) ήταν ικανοποιητικά?	0%	0%	12%	18%	71%	0%
1. Πόσο φιλική προς το χρήστη είναι η συγκεκριμένη πλατφόρμα εκμάθησης?	0%	6%	0%	21%	71%	3%

As we can see, most of the respondents stated that they enjoyed the contents of the MOOC very much (score 0 indicates "not at all" while score 4 indicates "very much").

English version:

POST COURSE SURVEY
RESULTS

	0. not at all	1	2	3	4. Very much	5. Not aware
01 - Are the contents consistent with educational aims?	0%	0%	22%	11%	67%	0%
02 - Are the contents of the lesson presented in an understandable way?	0%	0%	22%	22%	56%	0%
03 - Is there enough time to read, listen and watch the educational materials?	0%	11%	11%	33%	44%	0%
04 - How useful do you find the topics explored?	0%	11%	11%	11%	67%	0%
05 - How applicable do you think the themes of the lesson are?	0%	11%	0%	11%	78%	0%
06 - Would you suggest to a friend/colleague/friend/knower this lesson?	0%	22%	11%	11%	56%	0%
07 - How would you assess the experience of this online training?	0%	22%	0%	56%	22%	0%
08 - How would you rate the level of the CarePath course?	0%	22%	0%	33%	44%	0%
09 - Were the technical aspects (visuals, acoustics, subtitles, etc) of the CarePath course satisfactory?	0%	22%	33%	22%	22%	0%
10 - Was the online training platform of the CarePath course user-friendly?	11%	0%	0%	33%	44%	11%

Submit

As we can see, most of the respondents stated that they enjoyed the contents of the MOOC very much (score 0 indicates "not at all" while score 4 indicates "very much").



CarePath YouTube analytics

The following data from the CarePath YouTube channel are referring to the Period that MOOCs were online, that is from 1/1/2020 up to 1/11/2020. The dedicated YouTube channel was created to host the video lectures that were embedded in the CarePath learning environment. The total number of video lectures was 79 while for all video lectures subtitles in the respective languages were created and embedded in each one of them. In total 31.8k views were recorded reaching a total Watch time of 2.1K hours. The following picture provides an overview of the activity over time.

In the selected period, your channel got 31,833 views

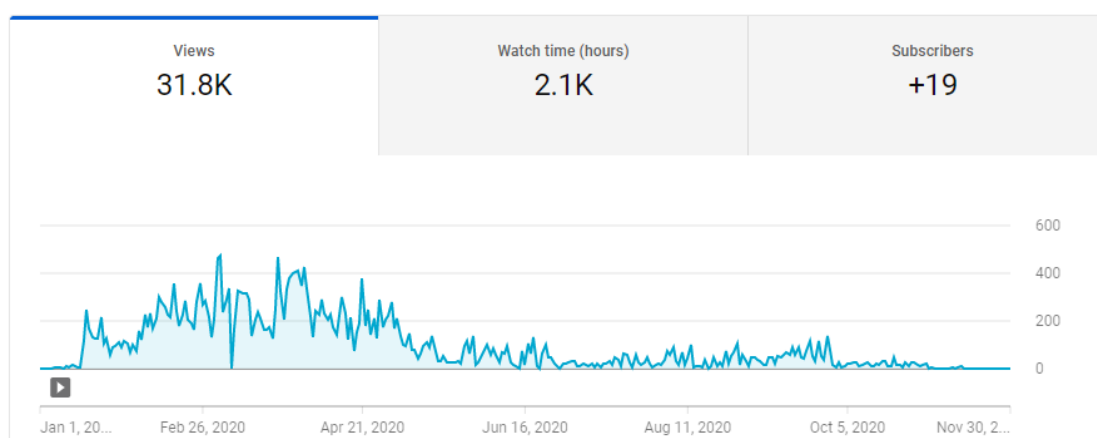


Figure 4 Traffic from 1/1/2020 to 30/11/2020

An important number of participants were engaged through mobile devices (Watch time ~ 10%, ~204hours) highlighting the ease of use, and the responsiveness of the platform in rendering audio-visual material in mobile phones and tablets.

Device type	Views	Watch time (hours)	Average view duration
<input type="checkbox"/> Total	31,833	2,112.3	3:58
<input type="checkbox"/> Computer	28,123 88.4%	1,899.1 89.9%	4:03
<input type="checkbox"/> Mobile phone	2,195 6.9%	112.9 5.3%	3:05
<input type="checkbox"/> Tablet	1,425 4.5%	93.8 4.4%	3:56

Figure 5 Views per device type

Finally, a list of the top 10 video lectures (per Watch time) is depicted in the following figure. The fact that the top video lecture reached a 3% of the total watch time reveals that more or less the majority of the video lectures were viewed by the participants.



Video	Views	Watch time (hours) ↓	Average view duration
<input type="checkbox"/> Total	31,833	2,112.3	3:58
<input type="checkbox"/> 01 03 18 mentalizzazione e trauma psicologico	467 1.5%	63.3 3.0%	8:08
<input type="checkbox"/> 01 03 08 Il trauma può cambiare il cervello	500 1.6%	63.0 3.0%	7:33
<input type="checkbox"/> 02 01 04	421 1.3%	59.4 2.8%	8:28
<input type="checkbox"/> 01 03 17 Pericolo Attaccamento e trauma psicologico	447 1.4%	54.3 2.6%	7:17
<input type="checkbox"/> 02 01 10 Come si esplicita il trauma nei bambini adottati e la video ...	390 1.2%	53.2 2.5%	8:10
<input type="checkbox"/> 01 01 05 Che cosa è una relazione di aiuto	942 3.0%	49.0 2.3%	3:07
<input type="checkbox"/> 01 03 02 trauma di Tipo1	536 1.7%	44.7 2.1%	5:00
<input type="checkbox"/> 3.1.2 GATTINO Ricerca Azione	385 1.2%	44.1 2.1%	6:52
<input type="checkbox"/> 5.1.2 Unit 1 2 video Prof Long	382 1.2%	42.0 2.0%	6:35
<input type="checkbox"/> 01 02 03 La Recovery	677 2.1%	41.8 2.0%	3:42

Figure 6 to 10 video lectures per WatchTime

Conclusion

The data collected so far has allowed us to note a high level of satisfaction with the training course we have created, but also some difficulties that may be related to the speed of connection for playing the videos or other problems that may occur as a result of an internet connection that is not fast enough.

The work of monitoring the participants will continue even after the project is closed to allow all those who wish to complete the training course to do so.